

CS-W124C/P2102E

24" TFT-LCD Sunlight Readable, Modular and Expandable Panel PC with 8th Gen. Intel® Core™ U Series Processor



- 24" TFT-LCD with Ultra-high Brightness up to 1,500 nits and 1920 x 1080 Resolution
- Onboard 8th Generation Intel® Core™ U Series Processor
- 2x DDR4 SO-DIMM Socket, Supports Up to 2400MHz, 64GB
- Supports Triple Independent Display
- Integrated USB 3.2 Gen 2 supports up to 10Gbps
- M.2 E Key Socket for Wireless Module or Intel CRF Module
- Supports Ignition Sensing Function (IGN) (with optional CFM module)
- Supports 2x PoE+ Function (with optional CFM module)
- 1x PCI or 1x PCIe Slot for Add-on Card Expansion: Max. Length 180mm including Bracket (with optional riser card)
- Wide Range Operating Temperature -20°C to 70°C
- Designed with Rugged Aluminum Die-casting Front Bezel
- True Flat IP65 Compliant Front Panel Protection
- Supports Panel / VESA / Rack Mounting

Overview

The CS-W124C/P2102E is a 24" TFT-LCD sunlight readable panel PC that offers sufficient screen brightness for better image quality in outdoor usage. The panel PC is powered by Intel® 8th generation Core™ U series processor that brings outstanding computing performance boost up to 84% at a TDP of 15 watts, compared to 6th generation Intel® Core™ U series. To enable faster responsiveness and deal with multi tasks with ease, the CS-W124C/P2102E is equipped with two DDR4 2400 SODIMM sockets for up to 64 GB memory.

For expansion requirements, the CS-W124C/P2102E has 1x PCI/PCIe x4, 1x M.2 2230 E key and 2x full-size Mini-PCIe expansions which can be installed various add-on cards to increase desired functions. Besides, the CS-W124C/P2102E supports Control Function Module (CFM) Technology to install optional CFM modules for increasing power over ethernet and power ignition sensing functions according to user's specific applications. Featuring rigorous industrial protections, wide range operating temperature (-20°C to 70°C), IP65 dust/waterproof front panel, and wide range DC power input (9 to 48VDC), the CS-W124C/P2102E is appropriate for tough outdoor applications under direct sunlight.

Furthermore, the CS-W124C/P2102E supports Cincoze patented Convertible Display System (CDS) technology, allowing users to replace display module or computer module on-site easily and thereby reducing maintenance costs and downtime.

Specifications

Display

LCD Size	• 24" (16:9)
Max. Resolution	• 1920x1080 (Full HD)
Brightness (cd/m2)	• 1,500
Contrast Ratio	• 5,000:1
LCD Color	• 16.7M
Pixel Pitch (mm)	• 0.27675 (H) x 0.27675 (V)
Viewing Angle (H-V)	• 178/178
Backlight MTBF	• 50,000 hrs (LED Backlight)

Audio

Audio Codec	• Realtek ALC888-GR
Line-out	• 1x Speaker-out Phone Jack 3.5mm
Mic-in	• 1x Mic-in, Phone Jack 3.5mm

System

Processor	<ul style="list-style-type: none"> • Onboard 8th Intel® Core™ U Processors (Whiskey Lake) - Intel® Core™ i5-8365UE Quad Core Processor (6M Cache, up to 4.10 GHz) - Intel® Core™ i3-8145UE Dual Core Processor (4M Cache, up to 3.90 GHz) - TDP: 15 W
Memory	<ul style="list-style-type: none"> • 2x DDR4 2400 MHz SO-DIMM Sockets • Support Un-buffered and Non-ECC Type up to 64 GB (According to CPU Specifications) * Verified maximum capacity: 64GB

Graphics

Graphics Engine	• Integrated Intel® UHD Graphics 620
Maximum Display Output	• Supports Triple Independent Display (via VGA and DisplayPort Outputs)

Touch

Projected Capacitive	√
----------------------	---

External I/O Interface

VGA	• 1x VGA (1920 x 1200 @60Hz)
DP	• 1x DisplayPort Connector (4096 x 2304 @ 60Hz, According to CPU Specifications) * Verified maximum resolution: 3840x2160.
LAN	• 2x GbE LAN (Supports WoL, Teaming, Jumbo Frame & PXE), RJ45 - GbE1: Intel® I219-LM - GbE2: Intel® I210
USB	• 3x USB 3.2 Gen2 (Type A) • 2x USB 2.0 (Type A)
COM	• 4x RS-232/422/485 with Auto Flow Control (Supports 5V/12V), DB9

DIO

DIO	• 16x Isolated DIO (8x DI/8x DO), 20-Pin Terminal Block
-----	---

Storage

SSD/HDD	• 2x 2.5" HDD/SSD Drive Bay (SATA 3.0)
RAID	• Supports RAID 0/1

Expansion

M.2 Express	• 1x M.2 2230 E Key for Socket Wireless Module, Supports Intel CRF Module
PCI Express	• 1x PCI or 1x PCIe x4 Expansion slot (with Optional Riser Card)
Mini PCI Express	• 2x Full-size Mini-PCIe Socket
SIM Socket	• 1x Front Accessible SIM Socket
CFM (Control Function Module) Interface	• 2x Control Function Module (CFM) Interface
Antenna Hole	• 4x Antenna Hole

Other Function

Internal Speaker	• AMP 2W + 2W
Power Ignition Sensing	• 1x Ignition DIP Switch (12V/24V, need to work with CFM module)
Clear CMOS Switch	• 1x Clear CMOS Switch
Rest Button	• 1x Reset Button
Instant Reboot	• Supports Instant Reboot Technology (0.2 sec)
Watchdog Timer	• Software Programmable Supports 256 Levels System Reset
OSD Function	• LCD On/Off, Brightness Up, Brightness Down

Power

Power Button	• 1x ATX Power On/Off Button
Power Mode Switch	• 1x AT/ATX Mode Switch
Power Input	• 9 - 48VDC, 3-pin Terminal Block
Remote Power On/Off	• 1x Remote Power On/Off Connector, 2-pin Terminal Block
Power Adapter (Optional)	• AC/DC 12V/5A 60W, AC/DC 24V/5A 120W or 24V/9.2A 220W

Physical

Dimension (W x D x H)	• 605 x 373 x 95.5 mm
Weight Information	• 9.4 Kg
Mechanical Construction	• Rugged Aluminum Die-casting Front Bezel and Heavy Duty Metal Chassis
Mounting	• Panel / VESA / *Rack Mounting (*with optional mounting kit)
Physical Design	• Fanless Design • Jumper-less Design

Reliability & Protection

Reverse Power Input Protection	• Yes
Over Voltage Protection	• Protection Range: 51~58V • Protection Type: shut down operating voltage, re-power on at the preset level to recover
Over Current Protection	• 15A
CMOS Battery Backup	• SuperCap Integrated for CMOS Battery Maintenance-free Operation
ESD Protection	• +/-8kV (air), +/-4kV (contact)

Operating System

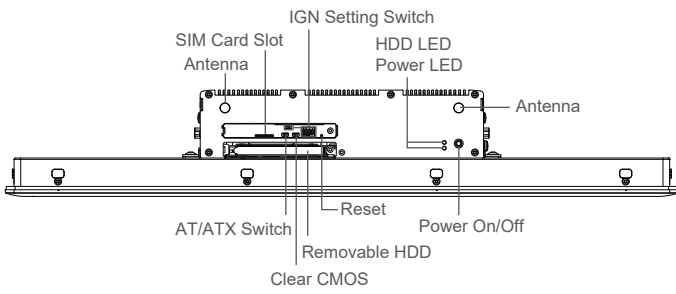
Windows	• Windows® 10
Linux	• Support by Project

Environment

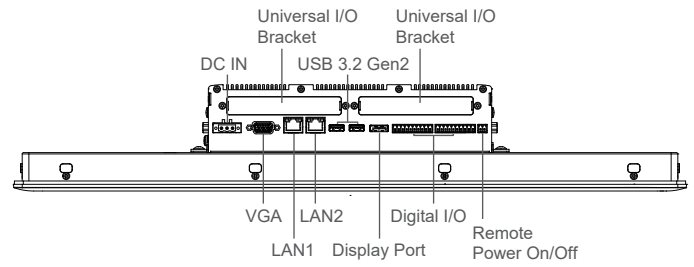
Operating Temperature	• -20°C to 70°C (with Extended Temperature Peripherals; Ambient with Air Flow)
Storage Temperature	• -20°C to 70°C
Relative Humidity	• 80% RH @ 50°C (Non-condensing)
EMC	• CE, FCC, ICES-003 Class A
IP Level	• IP65 Compliant Front Panel

External Layout

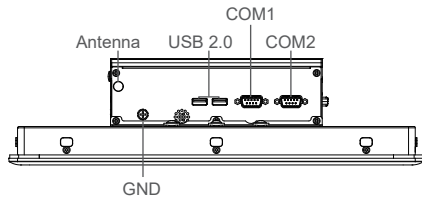
Front I/O



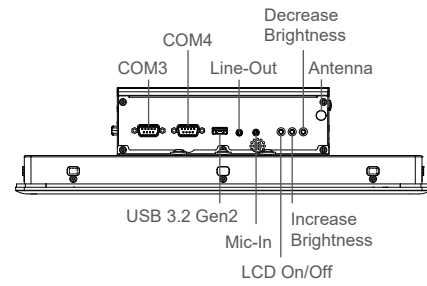
Rear I/O



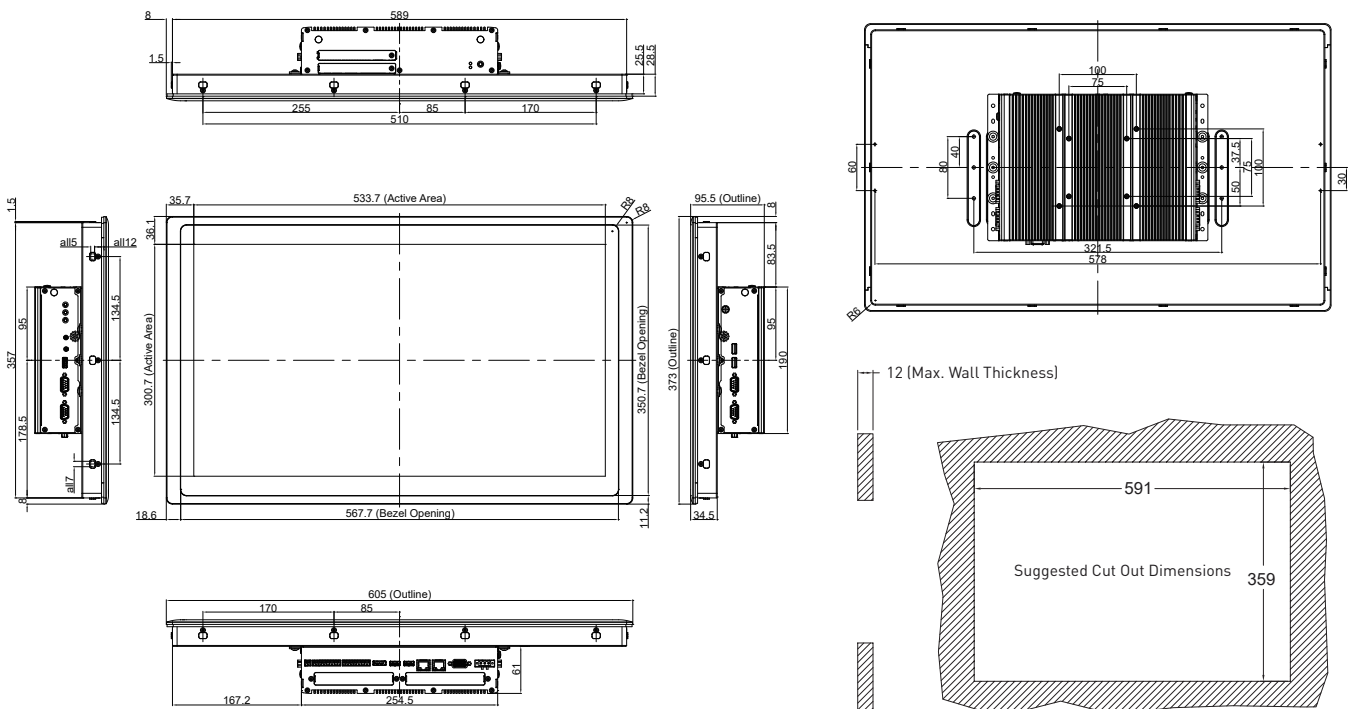
Left I/O



Right I/O



Dimensions



Unit: mm

Ordering Information

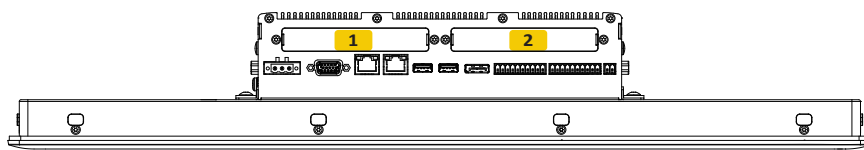
Available Models

Model No.	Description
CS-W124C-R10/P2102E-i5-R10	24" TFT-LCD Full HD Modular and Expandable Panel PC with 8th Gen. Intel Core i5-8365UE Quad Core Processor and P-Cap. Touch
CS-W124C-R10/P2102E-i3-R10	24" TFT-LCD Full HD Modular and Expandable Panel PC with 8th Gen. Intel Core i3-8145UE Dual Core Processor and P-Cap. Touch

Package Checklist

• CS-W124C/P2102E Panel PC x 1	• DIO Terminal Block Connector x 2
• Thermal Pad (for CPU Thermal Block) x 1	• Utility Driver DVD x 1
• Power Terminal Block Connector x 1	• Screws Pack x 5
• Remote Power On/Off Terminal Block Connector x 1	• Panel Mounting Kit x 1
• PCI / PCIe Card Installation Kit x 1	

Optional Module Configuration



Model No.	Description	1	2
RC-E4-02	Riser Card with 1x PCIe x4 Slot for P2102E	V	-
RC-PI-02	Riser Card with 1x PCI Slot for P2102E	V	-
MEC-COM-M212-TDB9/UB1203	Mini-PCIe Module with 2x RS-232 Ports, 1x Standard DB9 Cable / 2x Universal Bracket each with 1x DB9 Cutout	V	V
MEC-COM-M334-TDB9/2xUB1203	Mini-PCIe Module with 2x RS-232 Serial Ports, 2x Thin DB9 Cable	V	V
MEC-USB-M102-30/UB1214	Mini-PCIe Module with 2x USB 3.2 Gen1 Ports, 1x 15cm cable / 1x Universal Bracket with 2x USB Cutout	V	V
MEC-LAN-M102-30/UB1211	Mini-PCIe Module with 2x LAN Ports, 2x 30cm cable / 1x Universal Bracket with 2x RJ45 Cutout	V	V

V : Compatible

Optional Function Modules

Model No.	Description
CFM-IGN101	CFM Module with Power Ignition Sensing Control Function, 12V/24V Voltage Detection Selectable
CFM-PoE05	CFM Module with PoE Control Function, Individual Port 25.5W
URM01	Universal 19" Rack Mount Kit for Industrial Panel PC & Industrial Monitor

Optional Accessories

Model No.	Description
GST60A12-CIN1	Adapter AC/DC 12V 5A 60W, GST60A12-CIN1, wide temp (-30°C ~ +70°C), level VI
GST120A24-CIN	Adapter AC/DC 24V 5A 120W, GST120A24-CIN, wide temp (-30°C ~ +70°C), level VI
GST220A24-CIN	Adapter AC/DC 24V 9.2A 220W with 3pin Terminal Block Plug 5.0mm Pitch, with TUBES, level VI