


ACE-A140B

400 W PS/2 ATX Power Supply with ErP



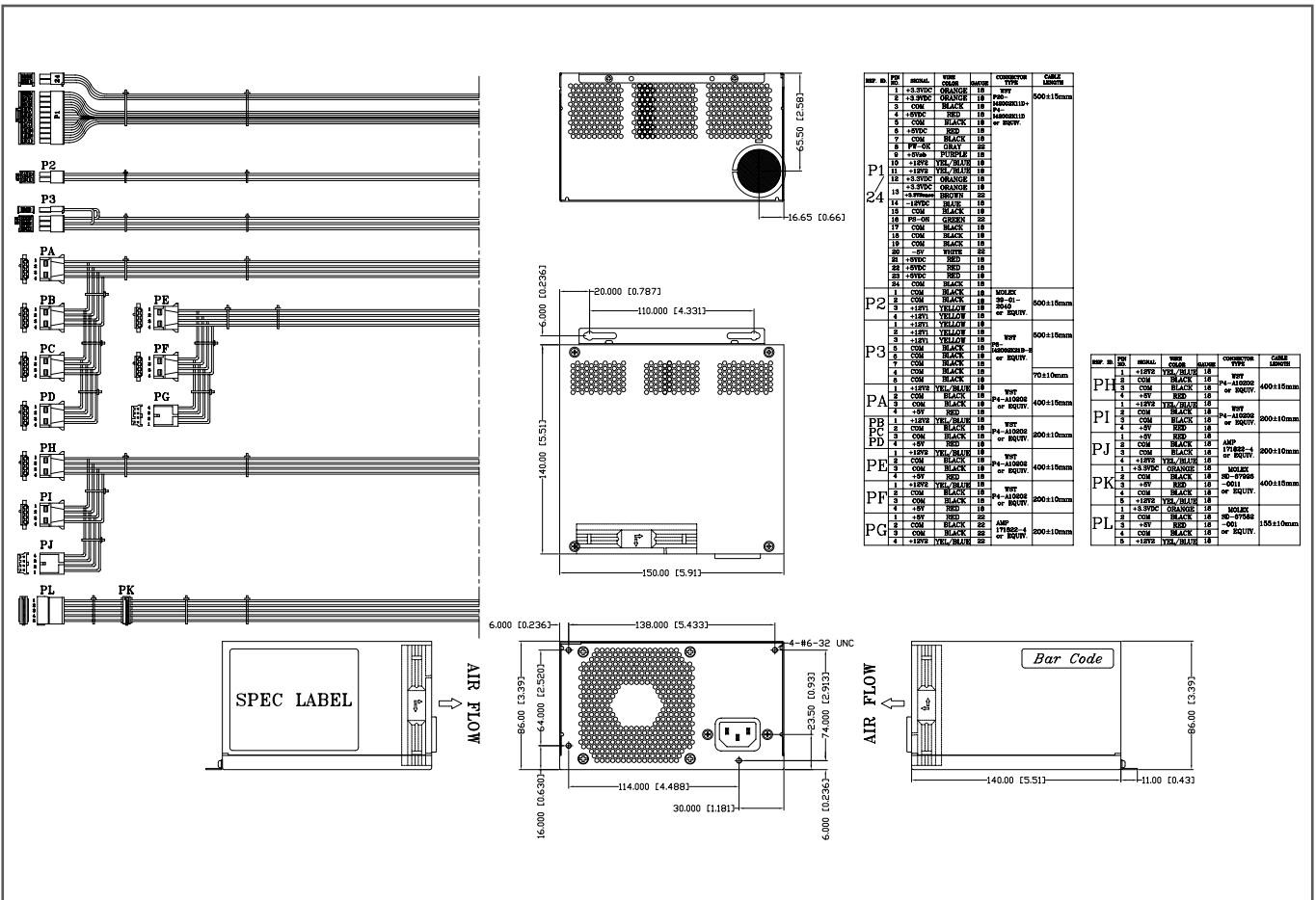
Ordering Information

Part No.	Description
ACE-A140B-R10	400W AC-DC PS/2 ATX Power Supply with ErP, meets 80 PLUS (Bronze)

Specifications


Input	Voltage	90~264 VAC Full Range		
	Frequency	47 Hz ~ 63 Hz		
	Input Current	5A (RMS)@115VAC, 2.5A (RMS)@230VAC		
	Inrush Current	80A max. for 115VAC 160A max. for 230VAC		
Output	Voltage	Min. load	Max. load	Ripple & Noise
	+3.3V	0 A	21 A	50mV
	+5V	0.2 A	16 A	50mV
	+12V1	0.05A	17 A	120mV
	+12V2	0 A	17 A	120mV
	-12V	0 A	0.5 A	120mV
	-5V	0 A	0.1 A	100mV
	+5VSB	0 A	3 A	50mV
General Specifications	The +3.3V and +5V total output shall not exceed 103W. Total output for this power supply is 400 watts.			
	Over Voltage Protection	+3.3V: 3.76V-4.3V +5V: 5.74V-7.0V +12V1 and +12V2: 13.4V-15.6V		
	Short Circuit Protection	+3.3V, +5V, +12V or -12V shutdown and latch off		
	Watt	400W		
	PFC	Active		
	Hold-up Time	16 ms min.		
	Efficiency	87%		
	MTBF	100000 hours		
	Temperature	Operating: 0°C ~ 50°C Storage: -20°C ~ 80°C		
	Dimensions (mm)	140 x 150 x 86		
Output Connector	1 x 20+4-PIN ATX, 1 x 4-pin 12V CPU, 8 x HDD/CDROM, 1 x Graphics card power, 2 x FDD, 2 x SATA			

Dimensions (Unit: mm)



ACE-A140B-S

400 W PS/2 ATX Power Supply with ErP



Ordering Information

Part No.	Description
ACE-A140B-S-R10	400W PS/2 ATX Power Supply with ERP & on/off switch, meets 80 plus(Gold), RoHS

Specifications

Input	Voltage	90~264 VAC Full Range		
	Frequency	47 Hz ~ 63 Hz		
	Input Current	5A (RMS)@115VAC, 2.5A (RMS)@230VAC		
	Inrush Current	80A max. for 115VAC 160A max. for 230VAC		
Output	Voltage	Min. load	Max. load	Ripple & Noise
	+3.3V	0 A	21 A	50mV
	+5V	0.2 A	16 A	50mV
	+12V1	0.05 A	16 A	120mV
	+12V2	0 A	17 A	120mV
	-12V	0 A	17 A	120mV
	-5V	0 A	0.1 A	100mV
	+5VSB	0 A	3 A	50mV
General Specifications	The +3.3V and +5V total output shall not exceed 103W Total output for this power supply is 400 watts.			
	Over Voltage Protection	+3.3V: 3.76V-4.3V +5V: 5.74V-7.0V +12V1 and +12V2: 13.4V-15.6V		
	Short Circuit Protection	+3.3V, +5V, +12V or -12V shutdown and latch off		
	Watt	400W		
	PFC	Active		
	Hold-up Time	16ms min.		
	Efficiency	87%		
	MTBF	100000 hours		
	Temperature	Operating: 0°C ~ 50°C Storage: -20°C ~ 80°C		
	Dimensions (mm)	140 x 150 x 86		
Output Connector	1 x 20+4-PIN ATX, 1 x 4-pin 12V CPU, 8 x HDD/CDROM, 1 x Graphics card power, 2 x FDD, 2 x SATA			

Dimensions (Unit: mm)

