


1U AC Input ATX Type

ACE-A630C

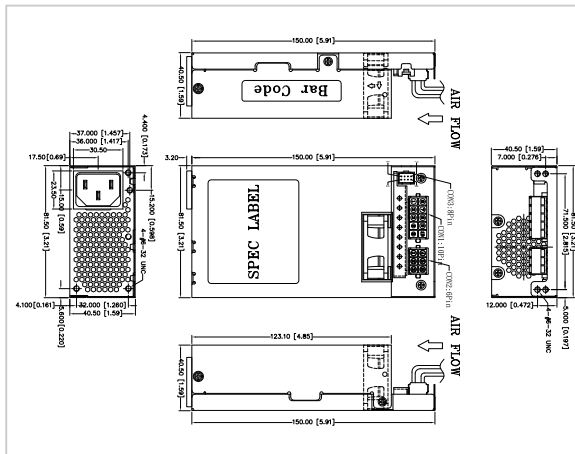
1U Flex ATX 300 W Power Supply



Specifications

Input Type	90-264VAC Full Range				
Output Voltage	+3.3 V	+5 V	+12 V	-12 V	+5 Vsb
	12 A (0 A)	14 A (0 A)	25 A (0.1 A)	0.3 A	3 A
Efficiency	87%				
Temperature	Operating: 0°C ~ 50°C, Storage: -40°C ~ 80°C				
MTBF (hrs)	100,000				
Output Connector	20+4-pin ATX, 4-pin 12V CPU, 1 x FDD, 1 x HDD, 2 x SATA, 2 x Graphics card power				
Dimensions (mm)	150 x 81.5 x 40.5				

Dimensions (Unit: mm)



Ordering Information

Part No.	Description
ACE-A630C-R10	1U Flex ATX 300W Power Supply, 90-264 VAC, ErP, CCL, RoHS

ACE-A622C

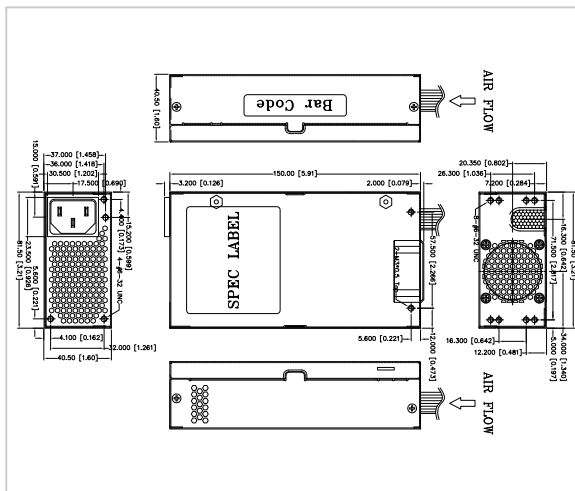
220 W 1U Type ATX Power Supply



Specifications

Input Type	90-264 VAC Full Range						
Output Voltage	+3.3 V	+5 V	+12 V	+12 V 2	-12 V	+5 Vsb	+5 Vsb
	10 A (0.1 A min.)	14 A (0.2 A min.)	14 A (0.6 A min.)		0.3 A	2.5 A	2.5 A
Efficiency	85%						
Temperature	Operating: 0°C ~ 50°C, Storage: -20°C ~ 80°C						
MTBF (hrs)	100,000						
Output Connector	20+4-pin ATX, 4-pin 12V CPU, 2 x HDD, 2 x SATA, 1 x Graphics card power						
Dimensions (mm)	150 x 81.5 x 40.5						

Dimensions (Unit: mm)



Ordering Information

Part No.	Description
ACE-A622C-R10	1U Flex ATX 220W Power Supply, 90-264VAC, ErP, CCL, RoHS