

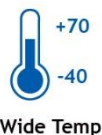
**M2M GATEWAY**

**Industrial Cellular Router/Gateway**

# JetWave2414/2114 LTE Cellular Gateway



- Industrial Slim Size Cellular Router/IP Gateway
- JetWave2414 (LTE Cat 4) max. 150M DL/50M UL
- JetWave2114 (LTE Cat 1) max. 10M DL/5M UL
- Dual SIM card slot support
- 2 DI + 2 DO
- 2 ports RS232/422/485 3 in 1 (RJ45 type)
- 4 Fast Ethernet Port
- VPN/Firewall/DMZ and Secure VPN Connectivity
- LAN to 4G/LTE Routing
- Remote management by Web GUI, SNMP, Auto IP Report, LAN View, Mobile Manager, NMS
- 24V(9-48V) DC power input
- Wide Temperature, Heavy Industrial Grade design
- Support GPS (Optional)
- Micro USB




## Overview

The JetWave2414/2114 is a slim size industrial grade secure Cellular Router/IP Gateway for the Ethernet to cellular machine-to-machine (M2M) communication market. The Cellular Gateway series equips with one embedded 4G LTE Cat1/Cat4 module, dual SIM slot, one MicroSD card slot, 2 serial port and 4 Fast Ethernet port for routing. With the next generation Long Term Evolution (LTE) technology, it supports up to 150Mbps DL/50Mbps UL and 10Mbps DL/5Mbps UL for cellular communication.


The cellular router/gateway also supports remote management, secure connectivity, firewall/NAT features. The industrial grade design supports 24V(9-30V)DC input, Digital Input and Output, wide operating temperature and heavy industrial grade environment protection.

Model Name	LTE	Bandwidth	Ethernet	Serial	DI/DO	Cellular
JetWave2114-EU	Cat 1	10M DL/5M UL	4 x FE	2 (3 in 1)	2DI,2DO	FDD-LTE - B1/ B3/ B5/ B7/ B8/ B20 TDD-LTE - B38/ B40 /B41 WCDMA -B1/ B5/ B8
JetWave2114-AU	Cat 1	10M DL/5M UL	4 x FE	2 (3 in 1)	2DI,2DO	FDD-LTE -B1/ B2/ B3/ B4/ B5/ B7/ B8/ B28 TDD-LTE - B40 WCDMA-B1/ B2/ B5/ B8
JetWave2414-EU	Cat 4	150M DL/50M UL	4 x FE	2 (3 in 1)	2DI,2DO	FDD-LTE - B1/ B3/ B5/ B7/ B8/ B20 TDD-LTE - B38/ B40 /B41 WCDMA -B1/ B5/ B8
JetWave2414-AU	Cat 4	150M DL/50M UL	4 x FE	2 (3 in 1)	2DI,2DO	FDD-LTE -B1/ B2/ B3/ B4/ B5/ B7/ B8/ B28 TDD-LTE - B40 WCDMA-B1/ B2/ B5/ B8

# JetWave2414/2114 Outlook



Bottom

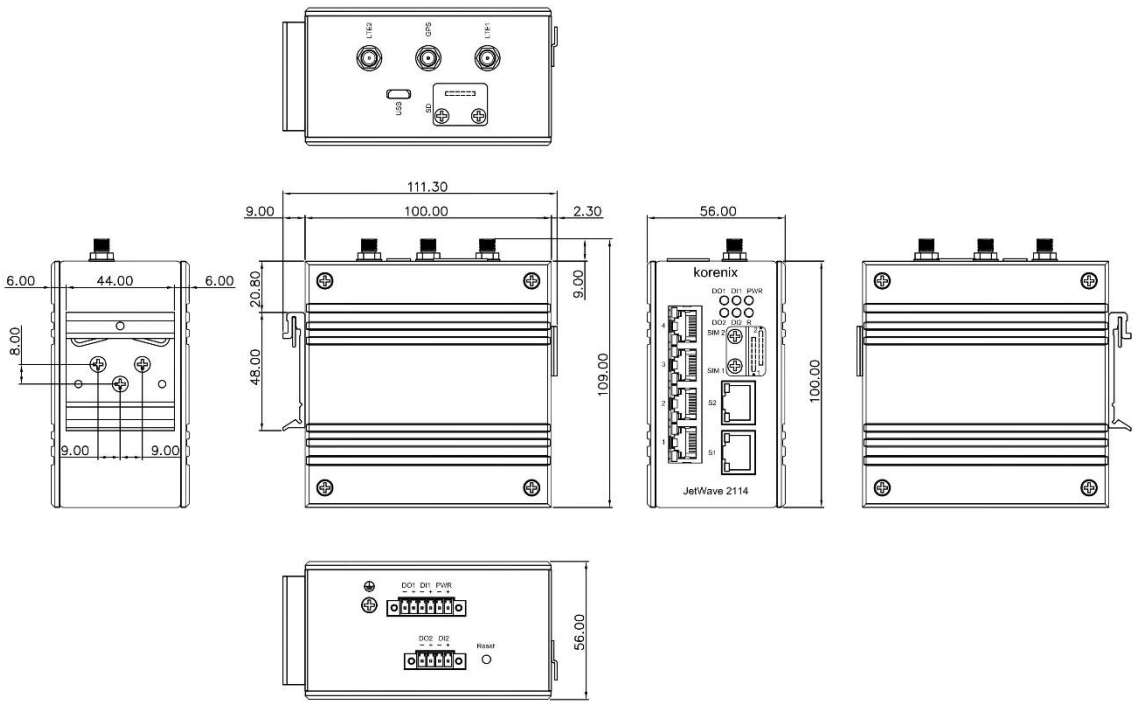


Front



Top

## JetWave 2114 ID DIM Rev.0.1 20181129



## Specification

Technology	
Standard	IEEE 802.3 for 10BaseT IEEE 802.3u for 10/100Base-TX 3GPP Release 11 Long Term Evolution (LTE), 4G compatible
Interface	
Ethernet Port	4x 10/100Base-T(X) RJ-45
Cellular	Mini PCIe LTE for the cellular machine-to-machine (M2M) communication
SIM Socket	1
Storage	Micro SD card slot * 2 Micro USB * 1
Digital I/O	2 DI + 2 DO
Power Input	1x 24VDC (9-48VDC) input
Relay Output	1xRelay Output, 1A@24VDC
Serial interface	2*RS-232/422/485 with RJ45 Type
Reset	Reset Switch, Reset to Default over 7 seconds
LED	PWR, Radio 1, Eth 4, serial2 ,DI2,DO2
SMA Antenna Socket	3 sockets available (2 for LTE 1 for GPS )
Cellular	
LTE Standard	3GPP Release 11 Long Term Evolution (LTE), 1T2R DL-MIMO LTE category 4: max. 150Mbps DL, 50Mbps UL LTE category 1: max. 10Mbps DL, 5Mbps UL
LTE-E Band	FDD-LTE - B1/ B3/ B5/ B7/ B8/ B20 TDD-LTE - B38/ B40 /B41 WCDMA -B1/ B5/ B8
LTE-AU Band	FDD-LTE -B1/ B2/ B3/ B4/ B5/ B7/ B8/ B28 TDD-LTE - B40 WCDMA-B1/ B2/ B5/ B8

Management	
Management	Web GUI, Telnet, SNMP, IP Setup, Configuration Backup/Restore, Firmware Upgrade, Reload Default, Ping, DO Events, DO Alarms, SMTP, SD FW upgrade, SD Cellular log record, MQTT.
3G/4G LTE	3G/LTE Configuration, SIM Security, Status, Debug Log, Auto IP Report, DDNS
Router/Gateway	DHCP Server/Client
SNMP	Simple Network Management Protocol v1/v2c/v3, Function-based MIB
Status	System Information, Bridge Table, ARP Table, DHCP Client List
SNMP Trap	SNMP Trap to specific server
System Log	System events log
Utility/NMS	LAN View Utility, Mobile Manager, NMS
Reliability	
Alert tool	Built-in RTC
Reboot trigger	Build-in Watchdog
Security	
Secured Access	HTTPS, SSH, IEEE 802.1X, Radius Server
Firewall	Firewall Setting, DMZ, Port forwarding
VPN	OpenVPN(Client), IPSec VPN
Power Requirement	
Power	DC24V (9-48VDC) input, Passive PoE(24/48VDC)
Power Consumption	Standby Mode: 2W Full Load: Max. 5 Watts *Suggest to reserve 15% tolerance power in practical installation.
Mechanical	
Enclosure	Aluminum housing
External Antenna	Reverse SMA Female connector
Mounting	Din-Rail, Desktop
Dimension	100 mm(H) x 100 mm(D) x 35 mm(W)
Weight	600g with package
Environmental	
Operating Temperature	-40 - 70°C
Operating Humidity	5% - 95% (operating)
Storage Temperature	-40 - 85 °C
Approvals	
Certification	RED: CE EN55032/55024 EN 61000-6-2/4 Industrial Environment EN 301 489-1/17/52 EN 301 908-1/-2/-13 (LTE) EN50385/EN62311 MPE assessment Safety EN60950-1 FCC Part 15C/15E; FCC ID: TBD E-Mark
Warranty	5 years