



A Beijer Electronics Group Company

JetCon 1702-A/-B Industrial 2-Channel Gigabit High Power PoE Injector  
Quick Installation Guide V1.1

Overview

Thank you for purchasing JetCon 1702 Power over Ethernet (PoE) Injector, the JetCon 1702 is an advanced and cost effective high power PoE injector, which applies power to Ethernet RJ-45 data pairs or spare pairs for powered devices (PDs), JetCon 1702 has the IEEE 802.3at and IEEE 802.3af standard and industrial grade EMC standards as well as offering 2-channels Gigabit high power connection. It is an ideal solution to upgrade legacy Gigabit Ethernet to Gigabit PoE for use in the industrial applications where there are shortages of power, such as wireless AP and video surveillance. The JetCon 1702 provides 2 models for different powering methods, which are JetCon 1702-A injects power through data pairs of 4-pair UTP cables and JetCon 1702-B injects power through the spare pairs. It specified in the IEEE 802.3at standard and official definition - Alternative-A (Data Pair powering) and Alternative-B (Spare Pair powering).

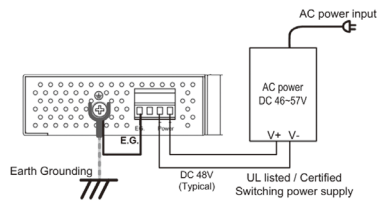
The quick installation guide will guide you through to make connection with PD devices, powering the JetCon 1702, and installing the JetCon 1702.

Package Check List

- ▶ JetCon 1702-A or JetCon 1702-B
- ▶ Quick Installation Guide
- ▶ One 4-pin removable terminal block connector

Powering the JetCon 1702

The JetCon 1702 supports one 4-pin removable terminal block with wide power input – DC 46-57V, one surge grounding connect. The wiring diagram of power connector with power supply as displayed in the chart below.

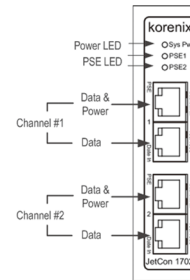


The E.G. pin must be connected with Earth Grounding Screw and which makes connection to the Power System's Earth Grounding. If the E.G. pin is not connected to Earth Grounding, then the Surge / Spark protective function will not be enabled. Besides, the connection of E.G. and Earth Grounding must remove before performing Hi-Pot or Insulation Testing. If not, the Surge protection circuit will be damaged during the Hi-Pot / Insulation testing, and the testing result will fail.

The Front Panel

The JetCon 1702 supports 2-channels Gigabit high power connection, and there are several LED to indicate the system power, PSE1 and PSE2. The data flow on each channel is shown individually.

LED	Status
Sys Power	Green on: power is applying
PSE	Green on: PoE power is applying Slow Blinking: PoE over current or cable short Green fast blinking: over voltage or over temperature
Port	Description
PoE	Connects to PD (WiFi AP, IP Camera) Port transmits Data and Power together Speed: 10/100/1000Mbps connection
Data In	Connects to Ethernet Switch Device, Port transmits data only Speed: 10/100/1000Mbps connection



Power over Ethernet Connection

Each PoE channel supports 30W power budget with a compliance of IEEE 802.3af / 802.3at. If the PD device does not have power, please check PD's powering method whether it is in complies with IEEE 802.3af/at standard which has the same powering mode as JetCon 1702. If different pairs of the PD's are used as feed in power, then the PoE connection will not be constructed. As shown in the charts below the powering pair cables for you reference.

Model	Powering cable pair	Note
JetCon 1702-A	1,2,3,6	Data Pair powering
JetCon 1702-B	4,5,7,8	Spare Pair powering

Note: If the PD can't be powering by JetCon 1702, then it may not be fully compliant with the IEEE802.3 PoE standard. It is recommended to use legacy power injector which feeds power directly to the PD device.

For more information about JetCon 1702, please download and checkout the datasheet from korenix web site: [www.korenix.com](http://www.korenix.com), or e-mail korenix global technical support KoreCARE directly at [KoreCARE@korenix.com](mailto:KoreCARE@korenix.com).

Support

5 Years Warranty

Each of Korenix's product line is designed, produced, and tested with high industrial standard. Korenix warrants that the Product(s) shall be free from defects in materials and workmanship for a period of five (5) years from the date of delivery provided that the Product was properly installed and used.

This warranty is voided if defects, malfunctions or failures of the warranted Product are caused by damage resulting from force measure (such as floods, fire, etc.), other external forces such as power disturbances, over spec power input, or incorrect cabling; or the warranted Product is misused, abused, or operated, altered and repaired in an unauthorized or improper way.

**Attention! To avoid system damage caused by sparks, please DO NOT plug in power connector when power is on.**

The product is in compliance with Directive 2002/95/EC and 2011/65/EU of the European Parliament and of the Council of 27 January 2003 on the restriction of the use of certain hazardous substances in electrical and electronics equipment(RoHS Directives & RoHS 2.0)**Korenix Customer Service**

KoreCARE is Korenix Technology's global service center, where our professional staffs are ready to solve your problems at any time Korenix global service center's e-mail is [KoreCARE@korenix.com](mailto:KoreCARE@korenix.com).

For more information and documents download please visit our website:  
<http://www.korenix.com/downloads.htm>

## 引言

感谢选购JetCon 1702 PoE以太网馈电器。JetCon 1702是一款先进的高性价比高功率PoE馈电器；可通过RJ45以太网数据线缆(1,2,3,6)或闲置线缆(4,5,7,8)为PD设备供电。满足IEEE 802.3at和IEEE 802.3af PoE以太网供电标准。JetCon 1702提供2路PoE供电接口，适用那些不便铺设电源线的现场应用，为无线AP或视频设备供电。JetCon 1702支持2种不同的供电方式，JetCon 1702-A使用UTP双绞线的数据线缆(1,2,3,6)供电，而JetCon 1702-B使用闲置线缆(4,5,7,8)供电。满足IEEE 802.3at标准定义的官方配线方式：Alternative-A (数据线缆)和Alternative-B (闲置线缆)。

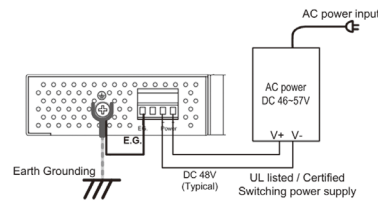
此快速安装向导，将介绍如何正确连接PD设备，以及JetCon 1702的配线安装。

### 产品清单

- ▶ JetCon 1702-A或JetCon 1702-B
- ▶ 快速安装向导
- ▶ 1个4-pin可拆卸电源接线端子

### JetCon 1702电源连接

JetCon 1702配1个4-pin可拆卸电源接线端子，输入电压范围：DC 46~57V，1个地线接口。电源线连接如左图所示：



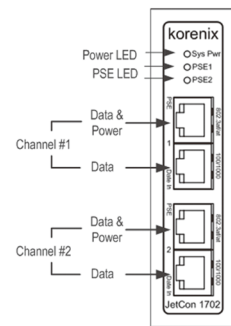
E.G.端必须连接到地线螺丝，再将地线螺丝正确连接到地线。若E.G.端没有正确连接到地线，则Surge / Spark防护功能无效。此外，进行Hi-Pot或Insulation测试时，则必须将E.G.与地线断开。否则，在Hi-Pot / Insulation 测试中，Surge防护回路将被破坏，且测试不会通过。

设备未接地，因自然因素造成损害，将不予以修复。

### 前面板

JetCon 1702支持2路PoE供电接口，LED指示灯显示系统电源，PSE1和PSE2工作状态。各通道的数据流是相互独立的。

LED	状态
Sys Power	绿灯亮：电源正常供电
PSE	绿灯亮：PoE正常供电 缓慢闪烁：PoE过流或线路短路 绿灯快速闪烁：过压或过热
Port	描述
PoE	连接到PD (WiFi AP、IP Camera)。 端口正同时传输数据和电源。 速率：10/100/1000Mbps
Data In	连接到以太网设备，端口仅传输数据。 速率：10/100/1000Mbps



## PoE连线

每个PoE端口支持最高30W功率，满足IEEE 802.3af / 802.3at以太网供电标准。

若PD设备无法启动，请检查该PD设备的受电模式是否满足IEEE 802.3af / at标准，且PD的受电Pin脚是否与JetCon 1702的供电Pin脚相符。

若PD设备使用不同Pin脚受电，则PoE连接不会建立，请根据需求选择供电Pin脚。

型号	供电Pin脚	备注
JetCon 1702-A	1,2,3,6	数据线对
JetCon 1702-B	4,5,7,8	闲置线对

备注：若PD无法通过JetCon1702供电，可能是由于PD设备不完全符合IEEE802.3 PoE供电标准。推荐使用传统的馈电器直接为PD设备供电。

了解更多JetCon 1702信息，请至korenix网站: [www.korenix.com](http://www.korenix.com) 下载产品datasheet，或联系korenix全球技术服务中心KoreCARE，Korenix全球服务中邮箱地址为：

[KoreCARE@korenix.com.cn](mailto:KoreCARE@korenix.com.cn)。

## 客户服务

### 5年质保

所有科洛理思产品的设计、制造及测试都是采用较高的工业标准。科洛理思保证自产品出货日起提供最高5年之免费保修服务，保修期间如因零件损坏或制程不良而导致产品故障，我们将提供免费维修服务。

然而，自然外力(火、水、雷灾)所造成的产品故障，或其它外部因素如电源干扰、不当电源输入、不当接线等造成的损坏，不列入产品保固范围；此外，产品被误用、未经授权的修理及修改等行为将造成保固条款失效。

**注意！请勿于电源开启时插拔接线端子，以避免产生火花造成系统损坏。**

此产品保证完全符合欧盟2003年1月27日电气和电子设备有害物质限制委员会所提出的限用指令2002/95/EC(RoHS禁令)及2011/65/EU(RoHS 2.0)。

### Korenix售后服务

KoreCARE 是科洛理思科技全球服务中心，我们专业的技术人员随时准备解答您的疑问。科洛理思全球服务中心 EMAIL: [KoreCARE@korenix.com](mailto:KoreCARE@korenix.com)

详细说明及文件请至网站下载: [http://www.korenix.com.cn/support\\_downloads.htm](http://www.korenix.com.cn/support_downloads.htm)

业务服务: [sales@korenix.com.cn](mailto:sales@korenix.com.cn)

官网: [www.korenix.com.cn](http://www.korenix.com.cn)

## Korenix Technology Co., Ltd. (A Beijer Electronics Group Company)

Tel: +886-2-89111000

Fax: +886-2-29123328

Business service: [sales@korenix.com](mailto:sales@korenix.com)

Customer service: [koreCARE@korenix.com](mailto:koreCARE@korenix.com)

[www.korenix.com](http://www.korenix.com)

CPQ000V1702001

Patent No. (Taiwan):  
Granted Invention: I 313547  
Granted Invention: I 321415  
Granted Invention: I 344766  
Granted Invention: I 346480  
Granted Invention: I 356616  
Granted Invention: I 364684  
Granted Invention: I 376118  
Granted Invention: I 393317  
Granted Invention: I 398066  
Granted Invention: I 398125  
Granted Invention: I 459757  
Utility Model: M 339841  
Utility Model: M 339840